

Perrin Conferences Cutting-Edge Issues in Asbestos Litigation Conference

Eden Roc Miami Beach Resort

March 12-13, 2024

Co-Chairs



Anthony S. Guardione
*Senior Counsel
Travelers*



Lisa L. Oberg, Esq.
Husch Blackwell



Perry Weitz, Esq.
Weitz & Luxenberg



Perrin Conferences Cutting-Edge Issues in Asbestos Litigation Conference

March 12-13, 2024



The Top Emerging Trends in Asbestos Litigation

Moderator:



Joseph W. Belluck, Esq.
Belluck & Fox, LLP
New York, NY



Debra Forsythe
Sr. Director
Epiq
Charlotte, NC



Kathrin Hashemi
KCIC
Washington, DC



Kevin E. Hexstall, Esq.
Marshall Dennehey
Philadelphia, PA



Frederick C. Schaefer
Associate Vice President
Nationwide
Wausau, WI



National Trends In Asbestos Litigation 2023

March 12th, 2024

**Prepared for Perrin Conferences
Cutting Edge Issues in Asbestos Litigation**



OUR SERVICES

INSURANCE VALUATION & RECOVERY

Clarity and insight into complex insurance scenarios

- Policy Analysis/Management
- Insurance Allocation
- Forecasting
- Decision & Risk Analysis
- London Market
- Bermuda Form

PLATFORM-RELATED SERVICES

Providing confidence in data and processes through a customized solution with a responsive partner

- Ligado
- Claims Administration
- Insurer Billing
- BEV – Bankruptcy Evidence Verification tool
- Warranty Management

DISPUTE RESOLUTION SUPPORT

Normalization of data and model creation in support of favorable resolution

- Litigation Support
- Settlement Analysis
- Expert Testimony
- Environmental Recovery
- Disputes & Investigations
- Proof of Underlying Exhaustion

DATA MANAGEMENT & ANALYTICS

Management of massive data sets to guide strategy and support better decisions

- Data Analysis/Science
- Data Reconstruction
- Custom Solutions
- KCIC is a SOC 1 certified service organization



Kathrin

Hashemi

hashemik@kcic.com

Director

What is in the Data?

3,787

2023 filings received through 01/31/2024

~ 12,000

Unique defendant entities named on asbestos complaints

74

Avg. number of defendants named on lawsuits in 2023

The average time between filing and KCIC's processing is **one month**

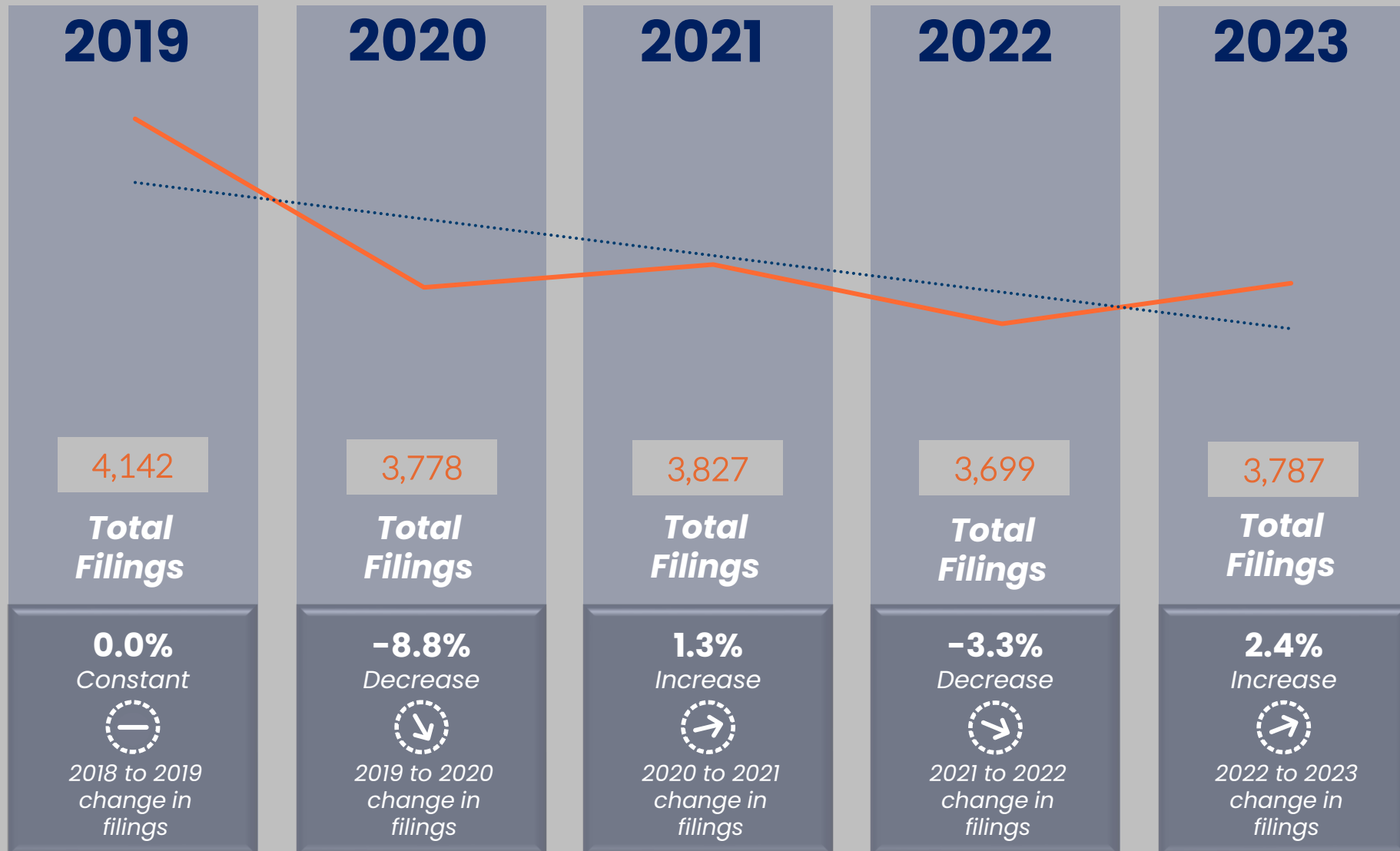
The average # of defendants ranges from **32 - 164** for the top 15 jurisdictions.

134
Plaintiff Firms

135
Jurisdictions

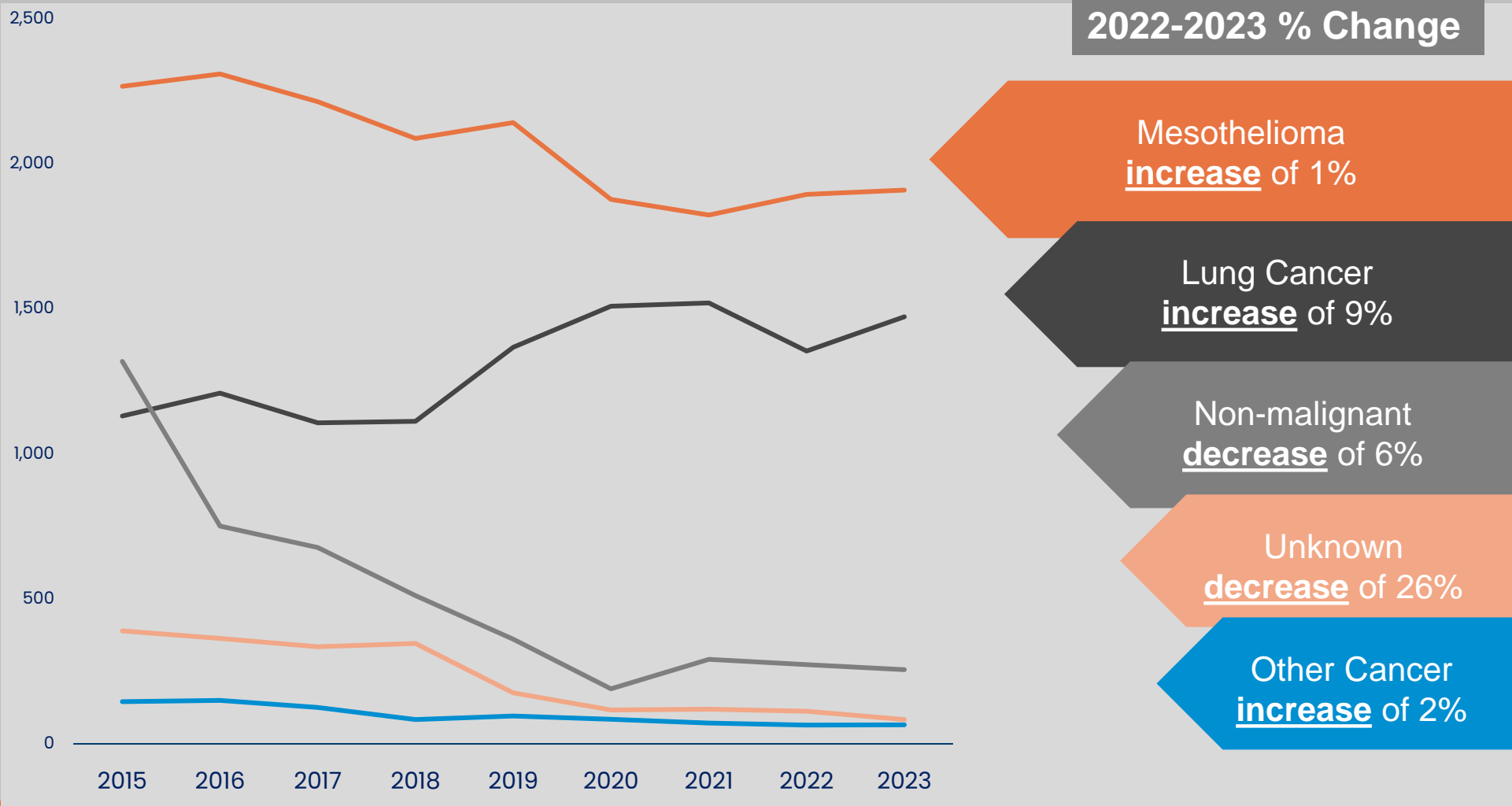
The defendant named the most was named on **78%** of all complaints.

National Trends | Filings

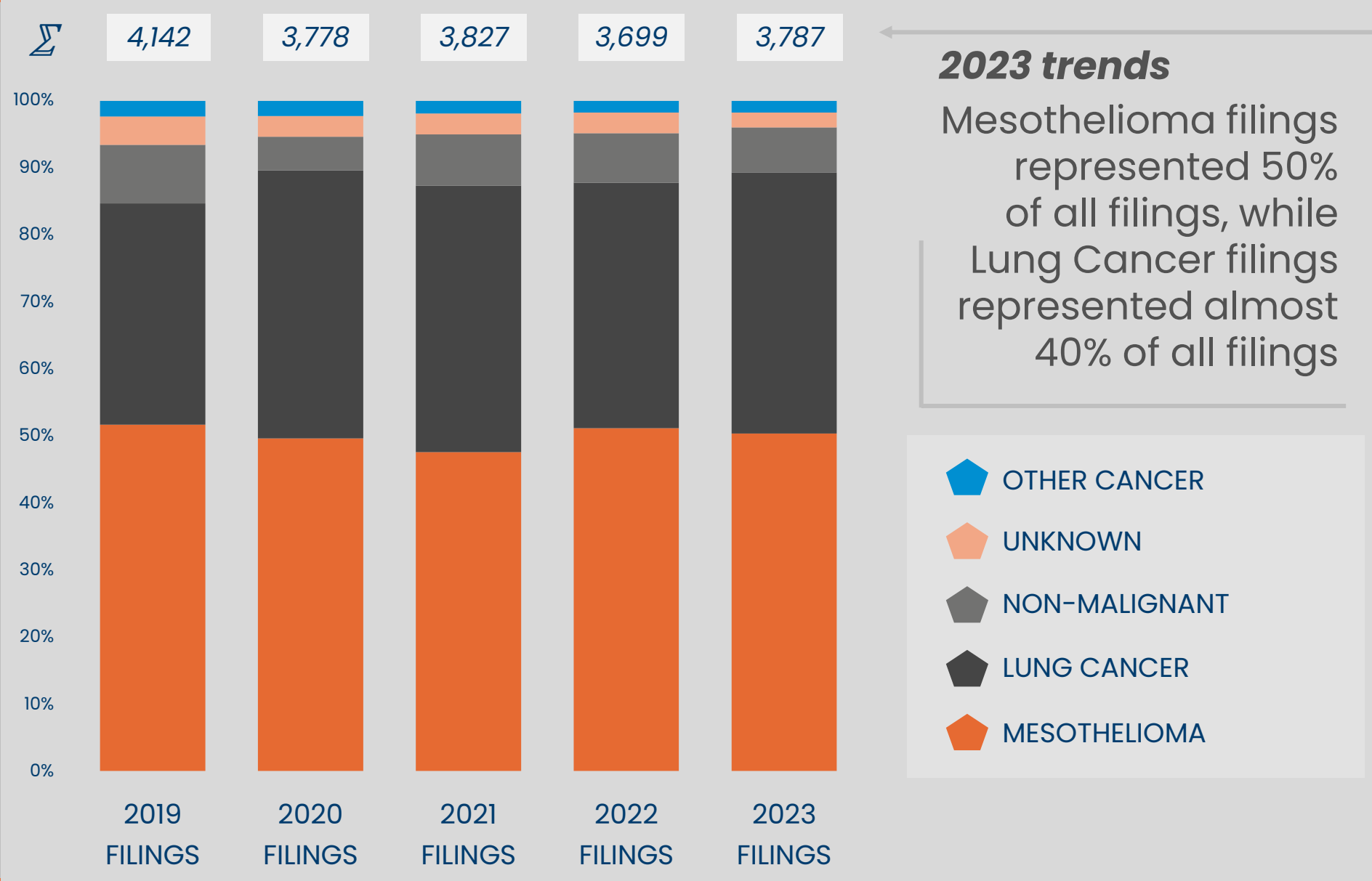


National Trends | Filings by Disease

Mesothelioma and Lung Cancer filings both increased in 2023.

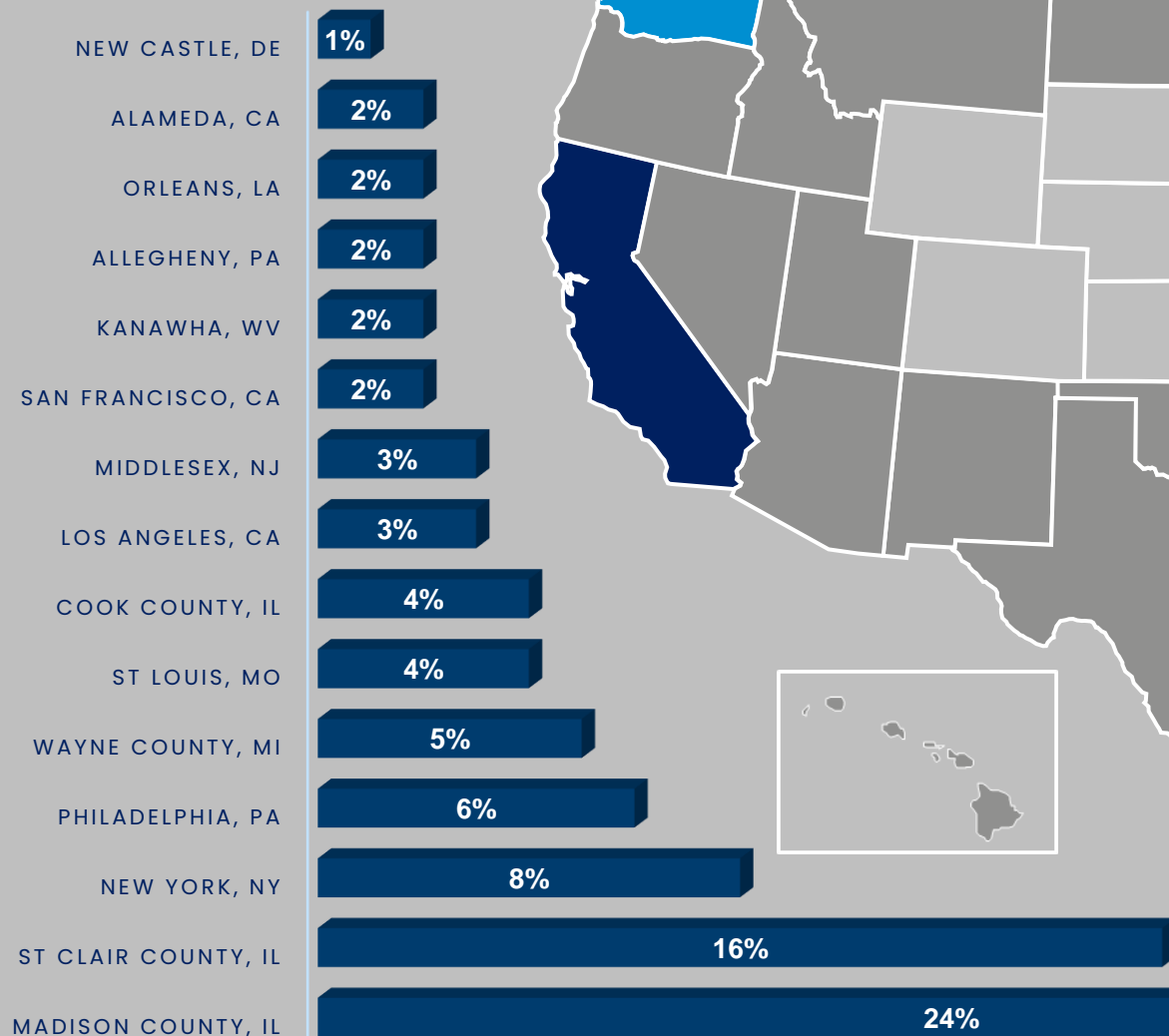


National Trends | Disease Mix

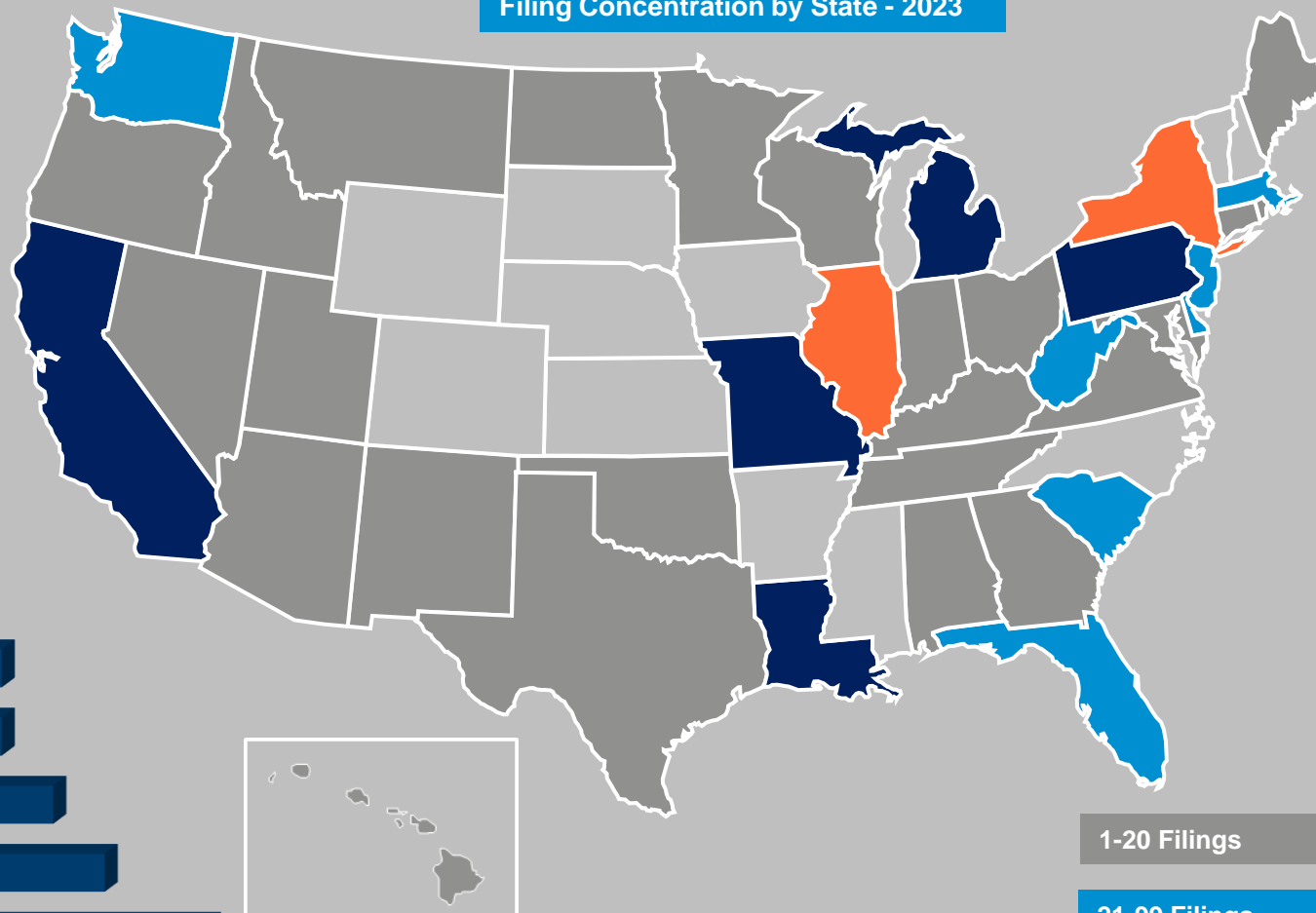


Jurisdiction | Concentration

Top 15 Jurisdictions - 2023

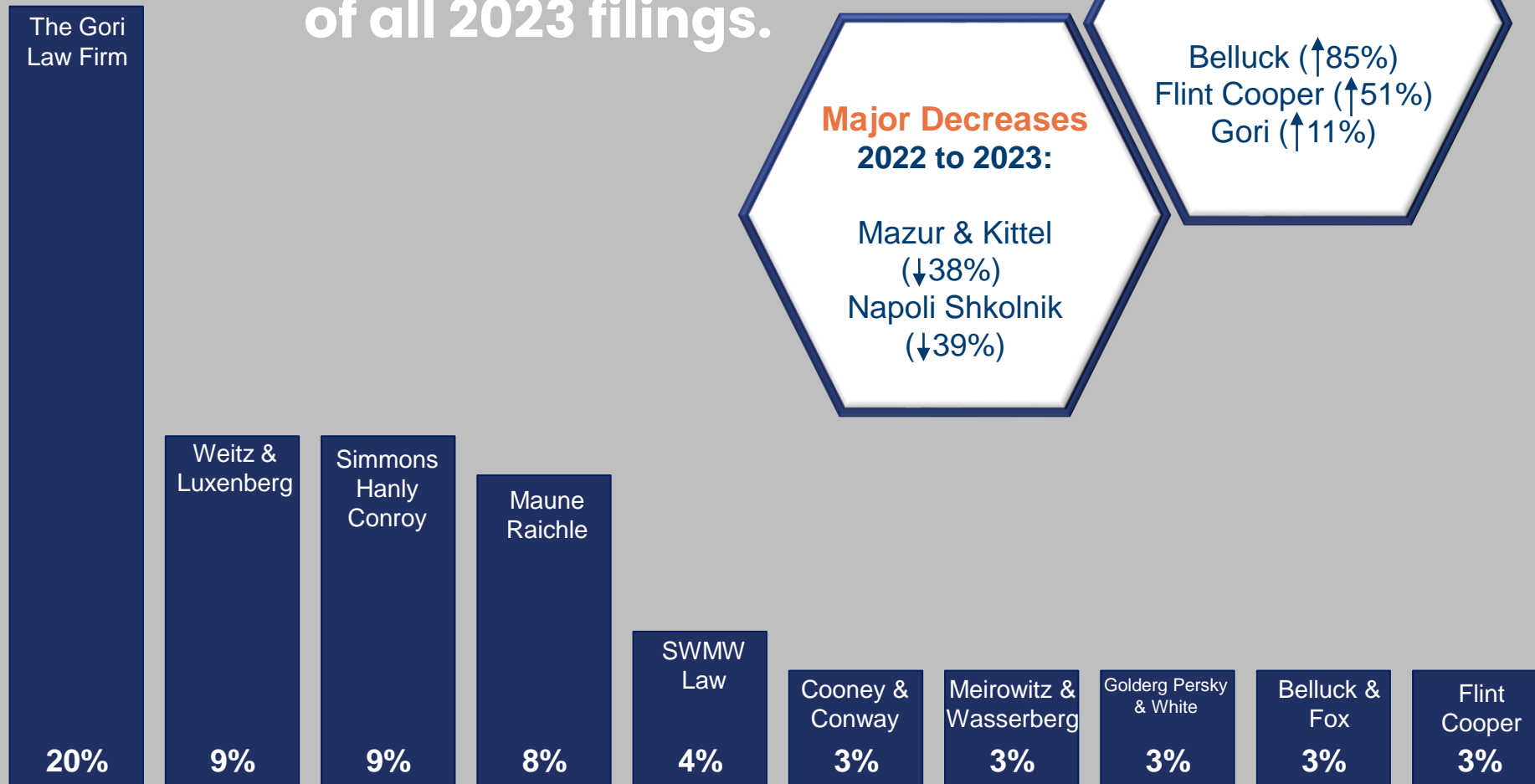


Filing Concentration by State - 2023



Plaintiff Firm Filings | Top 10

The top 10 plaintiff firms make up
64%
of all 2023 filings.



Mesothelioma Focus

1,900+

filings
in 2023

41%

filed in Madison
County, IL

73%

filed by top 10 meso
Plaintiff Firms

110

firms filing meso
lawsuits

Top 5 Jurisdictions (2023 total filings)

- COOK, IL
- PHILADELPHIA, PA
- LOS ANGELES, CA
- NEW YORK, NY
- MADISON, IL

64% of total meso filings

1,823

67% of total meso filings

1,894

64% of total meso filings

1,910

2021

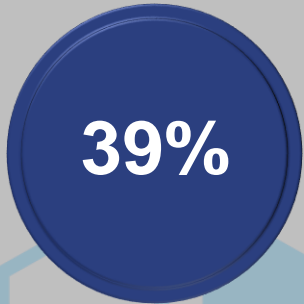
2022

2023

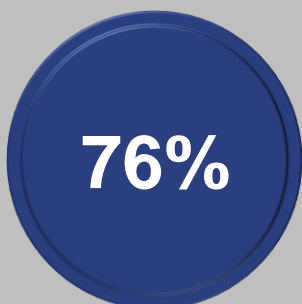
Lung Cancer Focus



filings
in 2023



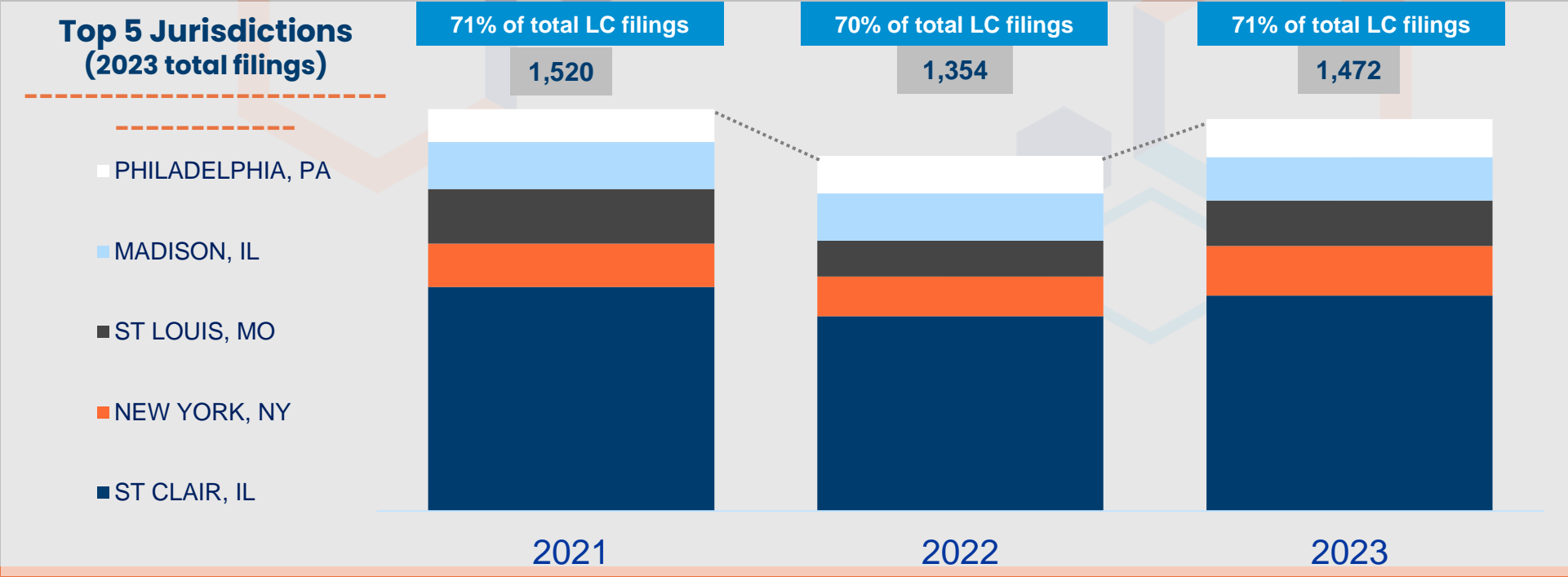
filed in St. Clair
County, IL



filed by top 10 LC
Plaintiff Firms



firms filing LC
lawsuits



To get notified of KCIC's publication of the 2023
Asbestos Report, sign up for our blog:

<https://www.kcic.com/trending>




Be Certain.



Thank You!

www.kcic.com



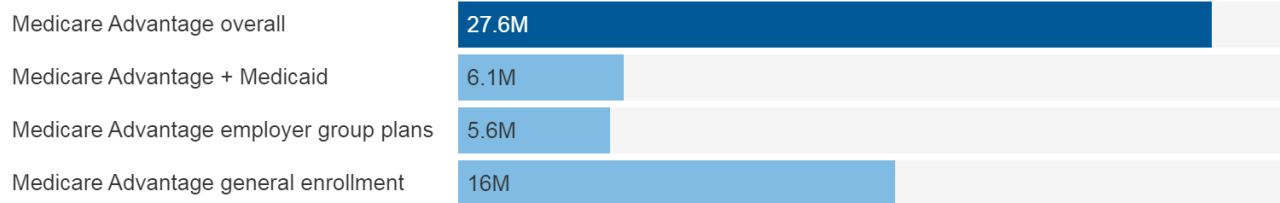
Setting the Stage:

U.S. Healthcare System is Interconnected

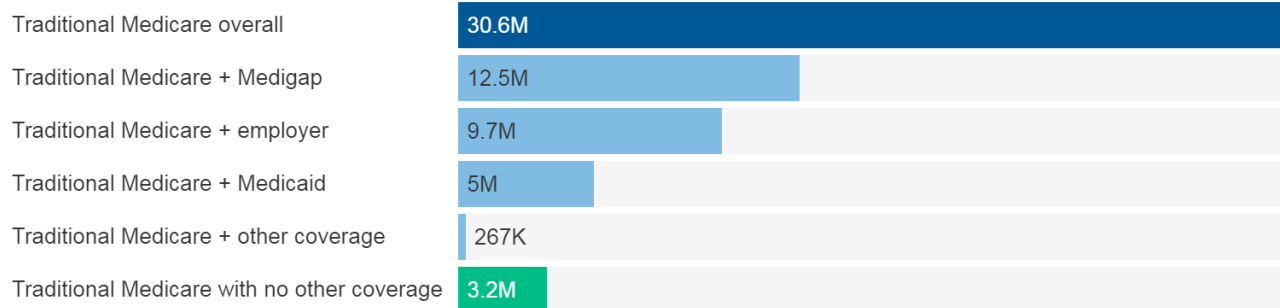
Nearly all People with Medicare Had Coverage Either Through Medicare Advantage Plans or Traditional Medicare Coupled with Some Other Type of Coverage in 2021

Three Million Medicare Beneficiaries in Traditional Medicare Had No Additional Coverage in 2021

Medicare Advantage



Traditional Medicare



- ☐ 60 million+on Mcare (A, B & C / D)
- ☐ 31 million+on Mcare Part C (50.1%)
- ☐ 92.3 million+on Mcaid/CHIP (in 2023)
- ☐ 5 million+dual eligible(Mcare + Mcaid)
- ☐ 16.2 million+veterans(2022 Census)
 - Includes an estimated 2.25mil retirees
- ☐ Home Health
 - Projected Increase 34% from 2019 - 2029
- ✓ Simultaneous coverage (small %)
- ✓ Different coverages (larger %)
 - ☐ From date incident–date settlement